

राष्ट्रीय राजमार्ग एवं अवसंरचना विकास निगम लिमिटेड

सड़क परिवहन और राजमार्ग मंत्रालय, भारत सरकार
तीसरी मंजिल, पीटीआई बिल्डिंग, 4-संसद मार्ग, नई दिल्ली-110001



National Highways & Infrastructure Development Corporation Limited

Ministry of Road Transport & Highways, Govt. of India
3rd Floor, PTI Building, 4-Parliament Street, New Delhi-110001, +91 11 23461600, www.nhidcl.com

(भारत सरकार का उद्यम)

(A Government of India Enterprise)

NHIDCL/NHIDCL/Ar.Pr./DPR/ICBR-III/T-D/P-I/2022-23/3243

Date: 29.08.2023

Addendum

To,
All Respective Bidders

Subject: Consultancy Services for Preparation of Detailed Project Report for Construction of 'Tungri-Mathow-Dubbin-Dishing-Debrik' Road Approved under ICBR (PH-III) Project in the State of Arunachal Pradesh (Total length: 84.00 Km) (Package-I)-
Addendum-Reg.

Tender ID: 2023_NHIDC_768657_1

Sir/Madam,

Please find herewith, Appendix-A for Clause no 6.1 of Letter of Invitation (LOI) and Clause No. 2.1 (b) of Special Conditions of Contract (SCC) is being attached with this letter.

Enclosure: Appendix-A

General Manager (Tech)
Arunachal Pradesh.

Sant

29.08.2023

National Highways & Infrastructure Development Corporation Limited
3rd Floor, PTI Building, New Delhi-110001

Ref No.: NHIDCL/F&A-25/2019-20/E-182855/516

Dated: 22nd March 2023

Office Order

Subject: Mandatory E-BG, EMD and Tender fee Deposit through Induscollect

E-Bank Guarantee

An Electronic Bank Guarantee (e-BG) eliminates the physical documentation usually associated with issuance of BG. It reduces the turn-around time of the BG. The digital steps in an e-BG includes BG application, preview and confirm, paperless e-stamping, e-signing, hosting of the final electronic BG on the NeSL portal and intimation of final BG to the beneficiary (e.g NHIDCL). The beneficiary can view the final digital BG on the NeSL portal immediately on issuance. Such an e-BG eliminates the need for a separate authentication from the BG issuing Bank. At present seven banks are issuing E-BG (State bank of India, Canara Bank, Indian Overseas Bank, HDFC Bank, ICICI Bank, Axis Bank and Yes Bank and more may start soon. The Ministry of Road Transport and Highways has prescribed acceptance of E-BGs vide their OM No. NH-35014/20/2020-H dated 12th August 2022.

2. The bidders/contractors/DPR Consultants and Authority Engineers submit BG as bid security, PBG, APBG and BG against advances. It takes time in getting SFMS confirmations and in many cases, the SFMS confirmations are not received.

3. In view of above, the Competent Authority has decided that from first April 2023 only E-BG shall be accepted. No BG shall be accepted in the physical form. The format of the BG will remain the same as prescribed in the RFP documents.

4. Entity ID of NHIDCL is AAECN7759E, which may be quoted for getting e-BG.

5. For any further details, the bidders/contractors may visit the website of National E Governance Services Limited at <https://nesl.co.in/e-bg/>

6. For E-BGs, the IFSC code and name of the bank should be continued to be Canara Bank, Transport Bhawan, Sansad Marg, New Delhi-11001 as given below:

Sr. No.	Particulars	Details
(i)	Name of Beneficiary	MD-NHIDCL
(ii)	Beneficiary Bank Account No	90621010002659
(iii)	Beneficiary Bank Branch	Canara Bank, Transport Bhawan, 1-Parliament Street, New Delhi-110001
(iv)	Beneficiary Bank Branch IFSC	CNRB0019062



Bid Security and Tender fee

7. The bidders will continue to have facility to deposit the bid Security/tender fee into the bank account of the NHIDCL through the online facility provided by the Indusind Bank. **No amount may be deposited directly in the bank account of NHIDCL.** The payment through bank portal will facilitate issuance of invoice for the tender fee and refund of EMD to the unsuccessful bidders immediately on finalization of the bidder.

8. Please refer below steps to do the transaction for payment of EMD and tender fee via Payment Gateway/ generate NEFT/ RTGS challan by visiting website as given below:

Visit IndusCollect website: <https://induscollect.indusind.com/pay/index.php>

Step by Step process is attached as Annexure- I

9. Requisite changes may please be made in the RFP by the Technical Division.

This bears the approval of the Competent Authority.



(Mahesh Gupta)

Dy. General Manager (Fin)

Copy to :

1. All ED (T). *All GM(T), All DyGM(T)*
2. PS to MD, NHIDCL for information please.
3. PS to Dir (A&F), for information please.
4. PS to Dir (T), for information please
5. GM(IT) for uploading on the employees portal

Encl: As above

Steps for Bidder Payment

1. Visit IndusCollect website: <https://induscollect.indusind.com/pay/index.php>

2. Kindly select one of the two tabs:

Express Payment (For Non-Registered User)

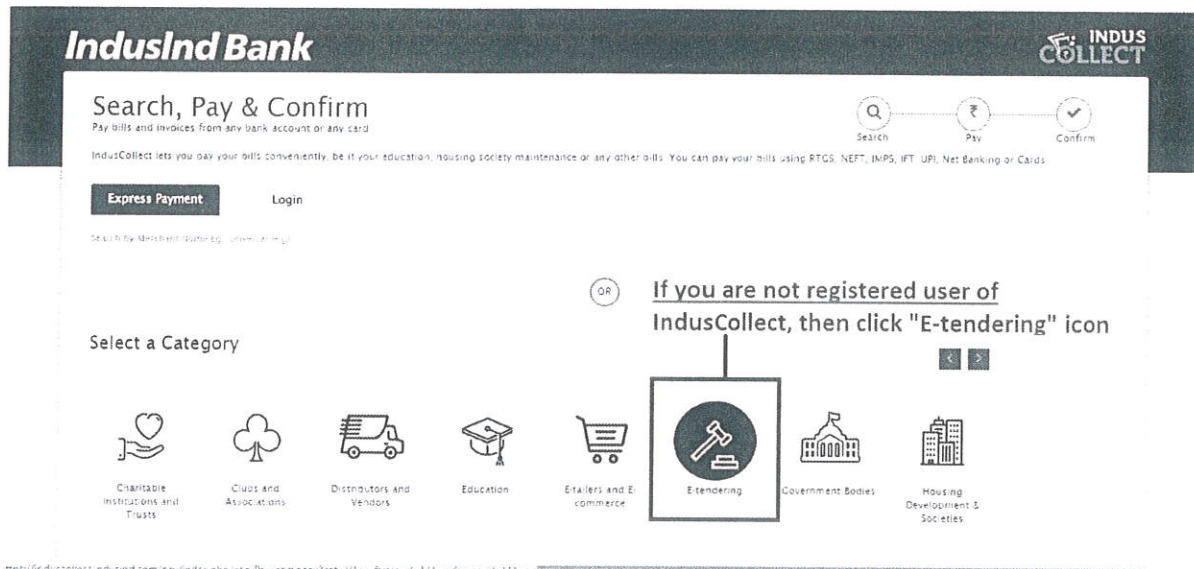
Login (For Registered User)

3. If you are a registered user of IndusCollect, then login click on LOGIN tab. If you are not registered user of IndusCollect then click on Express Payment tab.


The screenshot displays the IndusInd Bank IndusCollect website. At the top, there is a navigation bar with "Home | About us | FAQs" and the "INDUS COLLECT" logo. The main heading is "Search, Pay & Confirm" with the subtext "Pay bills and invoices from any bank account or any card". Below this, a flow diagram shows "Search" (magnifying glass icon), "Pay" (₹ icon), and "Confirm" (checkmark icon). A note states: "IndusCollect lets you pay your bills conveniently, be it your education, housing society maintenance or any other bills. You can pay your bills using RTGS, NEFT, IMPS, IFT, UPI, Net Banking or Cards." Two buttons are visible: "Express Payment" and "Login". A red circle highlights the "Login" button, with a line pointing to the text "Registered user click LOGIN". Below the buttons is a search bar with the placeholder "Search by Merchant Name eg. Universal High". A red circle highlights the "Express Payment" button, with a line pointing to the text "Non Registered user click here". Below the search bar is a section titled "Select a Category" with a list of icons and labels: Charitable Institutions and Trusts, Clubs and Associations, Distributors and Vendors, Education, E-tailers and E-commerce, Entending, Government Bodies, and Housing Development & Societies.

Flow for Non-Registered Users

a. Select Category




b. Type NHIDCL:




c. Select type of payment:


The screenshot shows the IndusInd Bank website interface. At the top, there is a dark navigation bar with the text "IndusInd Bank" on the left and "Home | About us | FAQs" on the right. The "INDUS COLLECT" logo is also present in the top right corner. Below the navigation bar, there is a breadcrumb trail: "Home > E-tendering >". To the right of the breadcrumb, there are three circular icons: a magnifying glass labeled "Search", a rupee symbol labeled "Pay", and a checkmark labeled "Confirm". Below these icons is a "< Back" link. On the left side, there is a logo for "MIDCL" with the text "MIDCL" and "MIDC OF MAHARASHTRA" below it. In the center, there is a form with a dropdown menu. The dropdown menu is open, showing the following options: "Please select", "Please select", "EMD", and "Tender Fees". The "Tender Fees" option is highlighted in a dark grey bar.

d. Enter Data & Click Submit:






Search




Pay



Confirm

[< Back](#)



I want to make payment for

Department*

Division*

Job ID*

Tender type*

Contractor Name*

Mobile No*

Email*


Amount*

Verify Code*

Tender Fees ▼

Please Select Tender type ▼

FILL YOUR FIRM/COMPANY NAME




[Generate New Code \(/pay/index.php/easyPay/captcha?refresh=1\)](http://pay/index.php/easyPay/captcha?refresh=1)




Submit


Cancel

e. Select the payment mode:

IndusInd Bank


[Home](#) | [E-tendering](#) | [NDDA AUTHORITY](#) | [Payment](#)



Reference No. 11111872800540
Click for Future Reference

Tender No. FY-17-18

Department BC I


Job ID





Please add value

Amount INR 7045570455

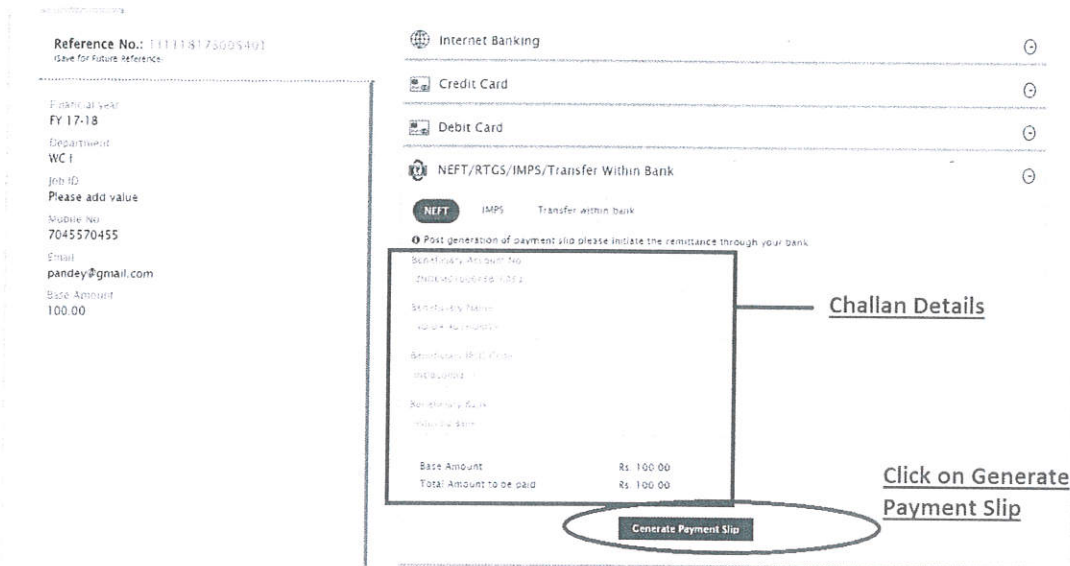
Email pandey@gmail.com

Bank Account 100 00

 **Payment Options**

 Internet Banking	0
 Credit Card	0
 Debit Card	0
 NEFT/RTGS/IMPS/Transfer within Bank	0

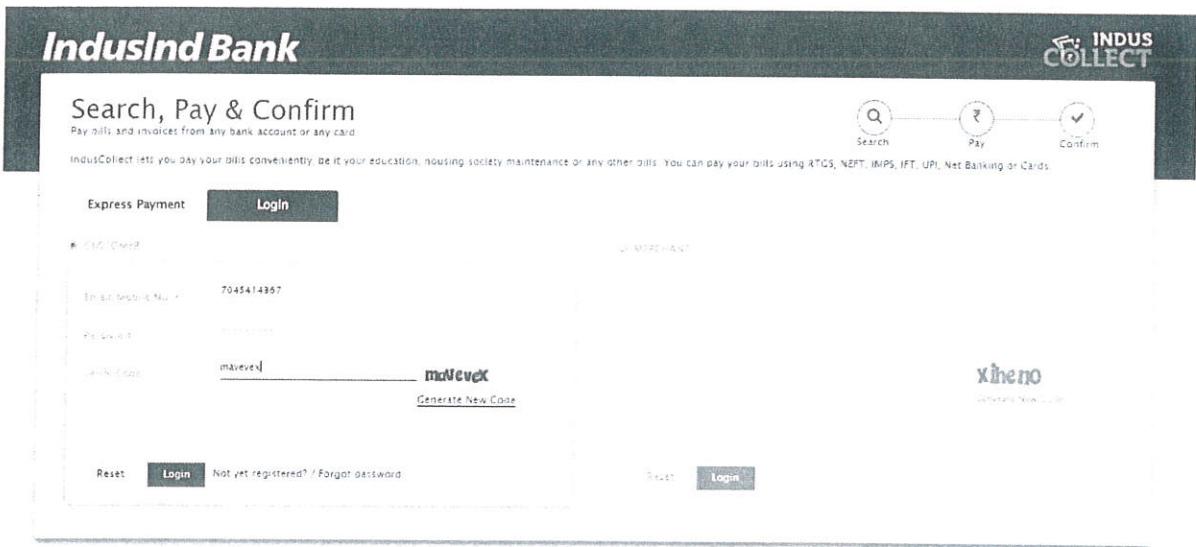
- f. If user clicks “Internet Banking” or “Credit Card” or “Debit Card”, then user will be redirected to Payment Gateway page.
- g. If user selects NEFT or RTGS or IMPS or Transfer within Bank, then:



- i. User has to click on Generate Payment Slip to generate challan. It will have beneficiary account number and IFSC code.
- ii. User will then login to their own bank’s Netbanking or mobile app.
- iii. User will add beneficiary basis the details on Challan.
- iv. User will then make the payment to beneficiary

Flow for Registered Users

a. Click Login



IndusInd Bank INDUS COLLECT

Search, Pay & Confirm

Pay bills and invoices from any bank account or any card

IndusCollect lets you pay your bills conveniently, be it your education, housing, society maintenance or any other bills. You can pay your bills using RTGS, NEFT, IMPS, IFT, UPI, Net Banking or Cards.

Express Payment **Login**

CUSTOMER: COMPANY:

Empid/Secid No:

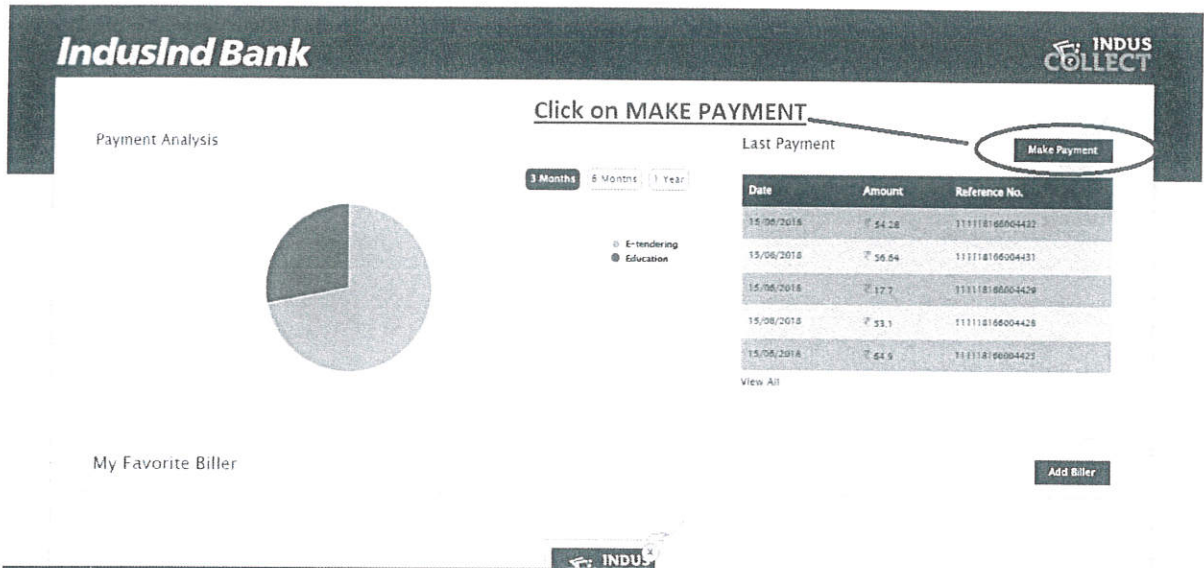
Product:

Link Code: **maiveed** [Generate New Code](#)

xiheno
Customer First Name

Reset **Login** Not yet registered? / Forgot password

b. Click on MAKE PAYMENT



IndusInd Bank INDUS COLLECT

Payment Analysis

Click on MAKE PAYMENT

3 Months 6 Months 1 Year

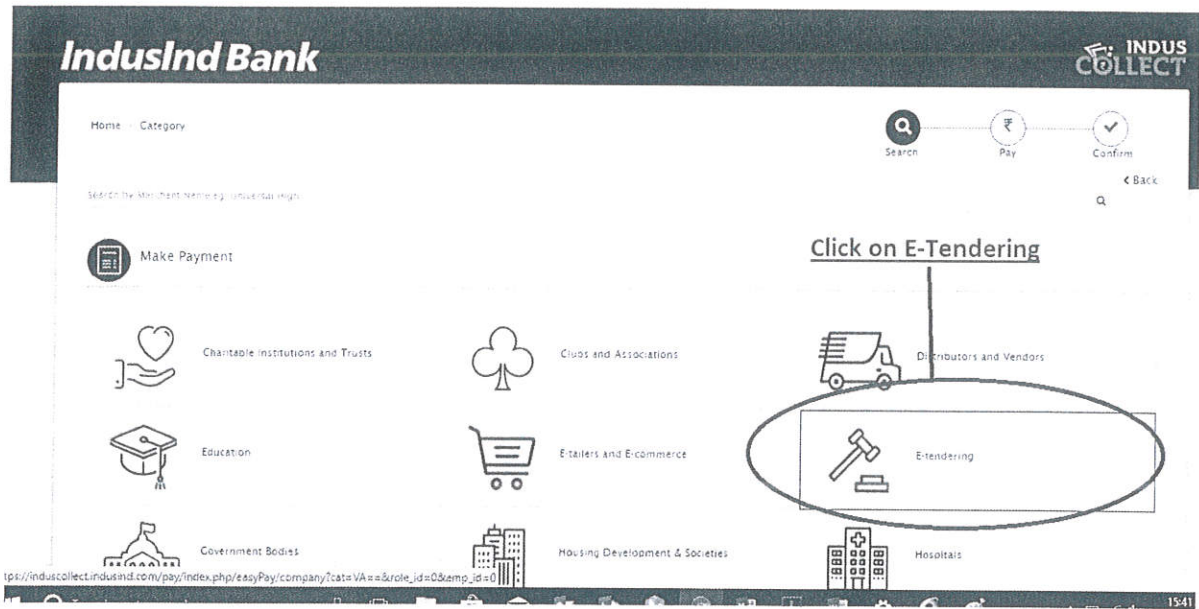
- E-tendering
- Education

Date	Amount	Reference No.
15/06/2018	₹ 54.28	111118190004422
15/06/2018	₹ 56.54	111118190004431
15/06/2018	₹ 17.7	111118190004429
15/06/2018	₹ 53.1	111118190004428
15/06/2018	₹ 24.5	111118190004425



View All

My Favorite Biller **Add Biller**





c. Select Category





d. Type NHIDCL and Select type of Payment:



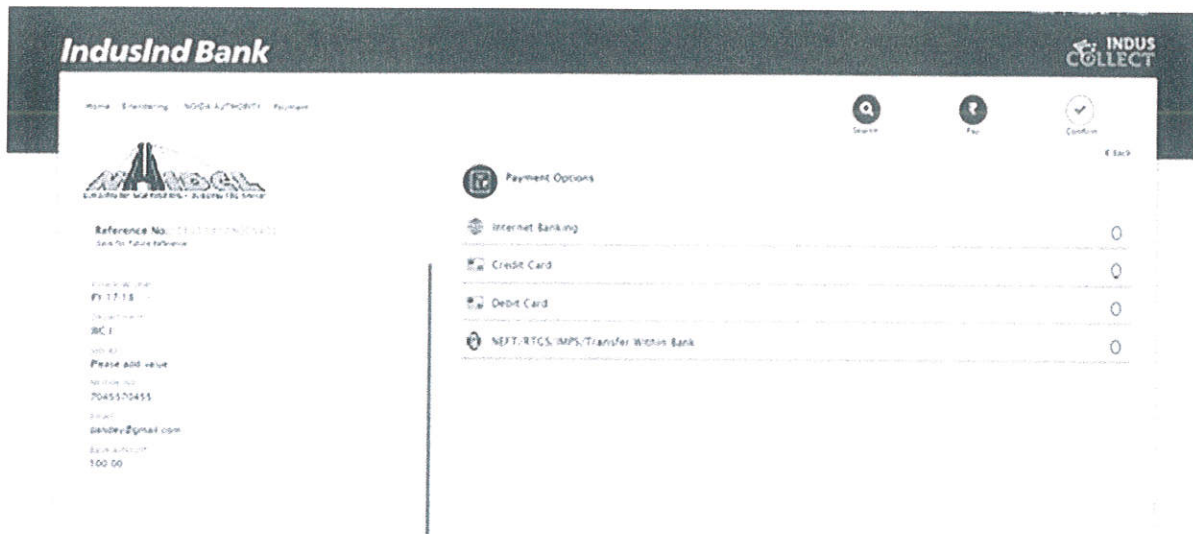
e. Enter Data & Click Submit:


 Search  Pay  Confirm [← Back](#)


INDUS INFRASTRUCTURE DEVELOPMENT

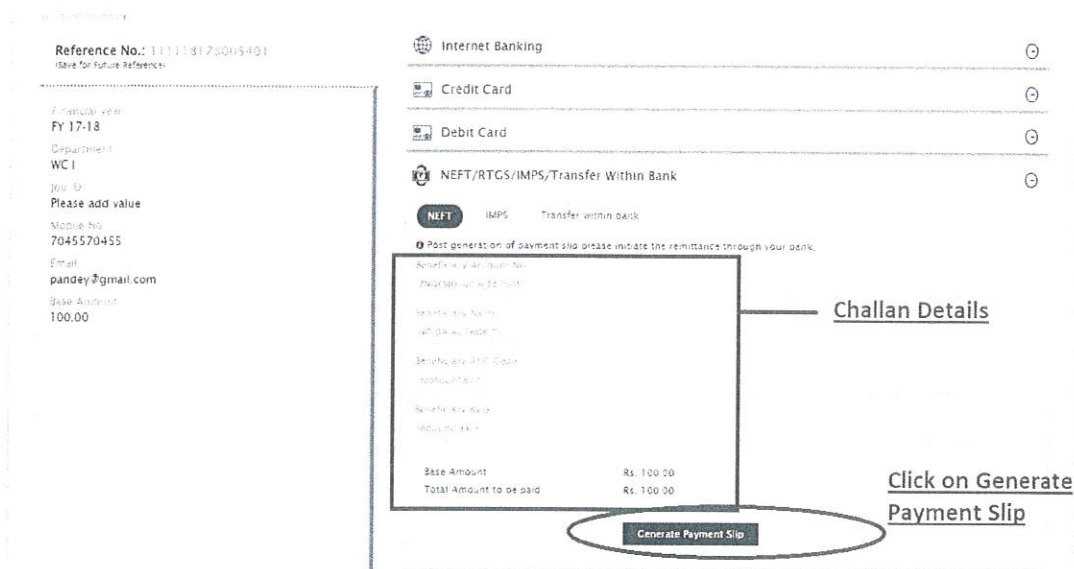
I want to make payment for	Tender Fees	▼
Department*	<input type="text"/>	▼
Division*	<input type="text"/>	▼
Job ID*	<input type="text"/>	▼
Tender type*	Please Select Tender type	▼
Contractor Name*	FILL YOUR FIRM/COMPANY NAME	
Mobile No*	<input type="text"/>	
Email*	<input type="text"/>	
Amount*	<input type="text"/>	
Verify Code*	 Generate New Code (/pay/index.php/easyPay/captcha?refresh=1)	
<input type="button" value="Submit"/> <input type="button" value="Cancel"/>		

f. Select the payment mode:



g. If user clicks “Internet Banking” or “Credit Card” or “Debit Card”, then user will be redirected to Payment Gateway page.

h. If user selects NEFT or RTGS or IMPS or Transfer within Bank, then:



- i. User has to click on Generate Payment Slip to generate challan. It will have beneficiary account number and IFSC code.
- ii. User will then login to their own bank’s Netbanking or mobile app.
- iii. User will add beneficiary basis the details on Challan.
- iv. User will then make the payment to beneficiary